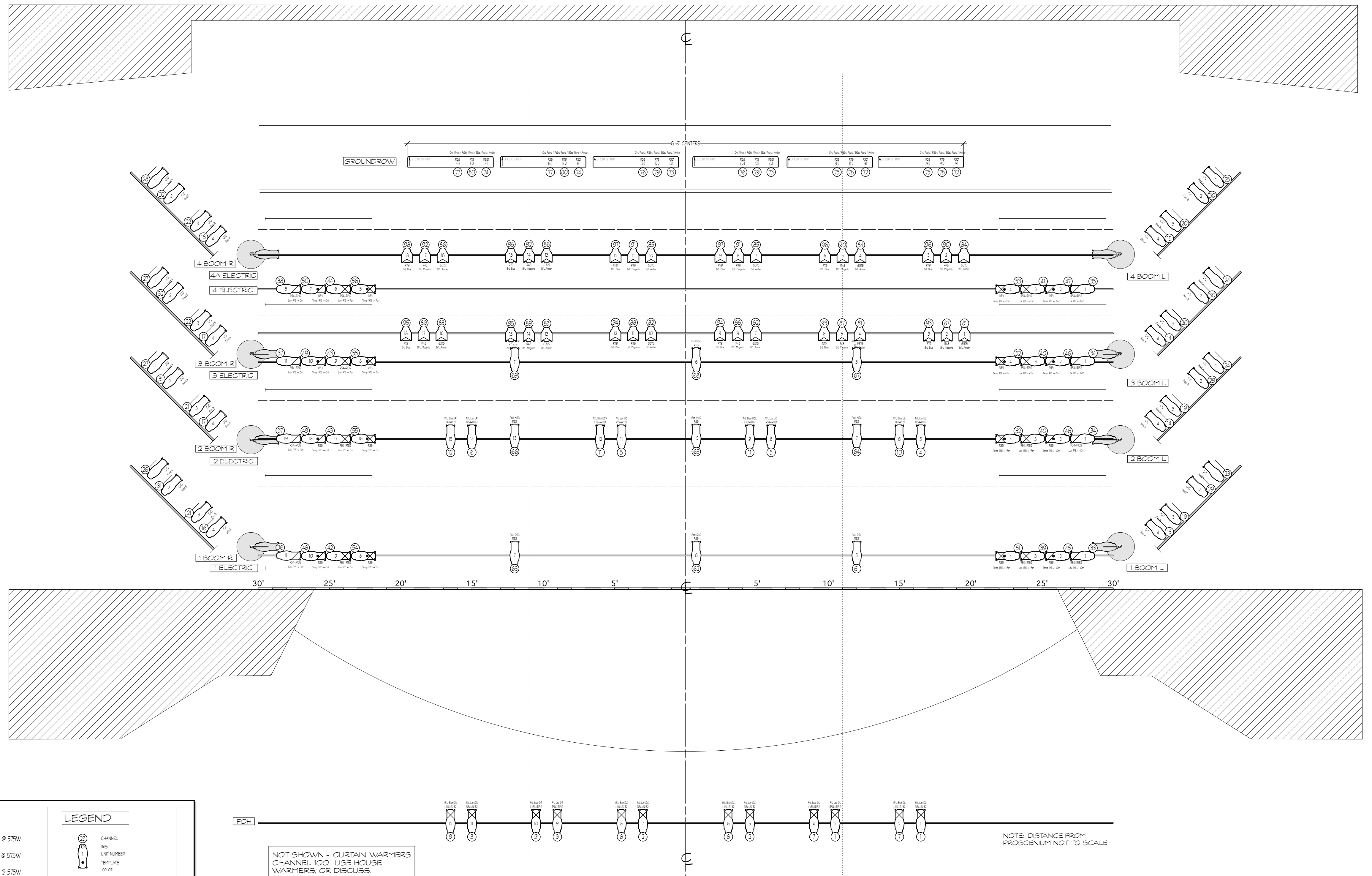
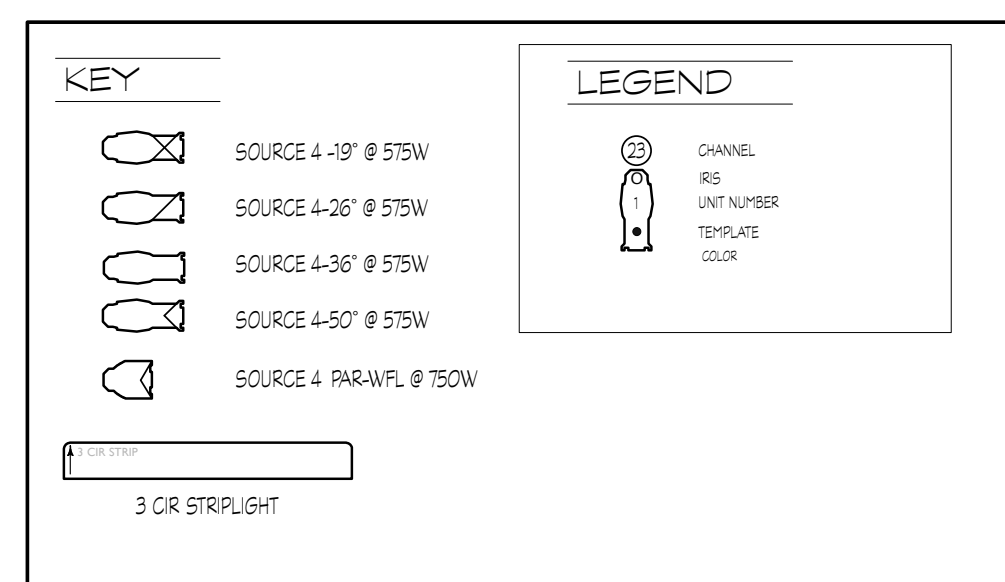
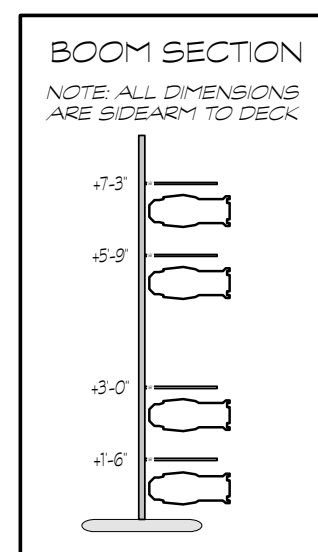


LINESSET SCHEDULE	
BOUNCE	0
WHITE TRANS	0
FULL STAGE BLACK	10
BLACK SCRIM	0
#5 LEGS	0
#5 BORDER	0
4A ELECTRIC	0
4 ELECTRIC	0
4 LEGS	0
4 BORDER	0
3A ELECTRIC	0
3 ELECTRIC	0
3 LEGS	0
3 BORDER	0
2 ELECTRIC	0
#2 LEGS	0
#2 BORDER	0
1 ELECTRIC	0
1 LEGS	0
1 BORDER	0



NOTE: DISTANCE FROM PROSCENIUM NOT TO SCALE

MISC. NOTES

- Provide Holders For Each Template Unit. *BH Will Provide The Templates.*
- Note Which Units Require Drop-in Irises And Have Them In The Units Ahead Of Time.
- Note 15" Unit Spacing For Backlight Systems
- **Please Hang & Test Units Prior To Our Arrival.**

SOFT GOODS

- Please Use Lineset Schedule For Location Of Electrics, Borders And Legs.
- Legs Hang At 22'-0" Off L & R Of Center, For A 44'-0" Opening.
- We Would Prefer To Use House Goods, But Travel With Both A Black Scrim And White Seamless Drop, If Necessary. We Do Not Travel With Bottom Pipe For These Goods.
- **Please Have Goods Hung Prior To Our Arrival.**

BOOM NOTES

- Booms Are 30'-0" L & R Of Center:
- #1 - Downstage Edge Of Wing.
- #2 - Center In Wing.
- #3 - Center In Wing.
- #4 - Upstage Edge Of Wing.
- Please Leave Cable Slack. Boom Location Will Be Adjusted At Load-in.
- *BH* Will Provide Color For Boom Channels 13-32.
- Boom Color Changes Occur During Show.

BALLET HISPANICO

@ Performing Arts Center
Wherever, USA
PERFORMANCE DATE

Basic Repertory Plot

SCALE: 1/4" = 1'

REVISED: 01 JUL 2009

LIGHTING DIRECTOR: RUSSEL DRAPKIN
TEL: 917-627-0331 rdrapkinl@mac.com